

Rules of the Road for Bicyclist

- ◆ **A bicycle is a vehicle** and must obey all rules of traffic
- ◆ **Ride on the right hand side of the street**, so you travel in the same direction as cars do.
- ◆ **Never ride against traffic**
- ◆ **Use bike lanes** or designated bike routes whenever you can.
- ◆ **Obey all traffic signs** and signals as cars would
- ◆ Always **stop and check for traffic in both directions** when leaving your driveway, alley or curb.
- ◆ **Cross streets at intersections**, not from between parked cars
- ◆ Walk your bike across busy intersections using the crosswalk following pedestrian traffic signals.
- ◆ Typically riders ride single file on the street with other bikers
- ◆ Don't ride too close to cars, vehicle doors may open suddenly . **A minimum distance of 3ft distance is suggested.**



For questions regarding bike safety contact the Police Department at 574-753-4101

For information regarding bike lanes and trails contact the Mayor's Office 574-753-2551

City of Logansport

Bike and Vehicle Safety

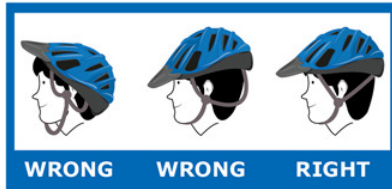
Active Living and Complete Street Committee



Safety Tips for Bicyclist

- ◆ Check your bike before you ride

- ◆ Always wear a helmet



- ◆ Bikes should have brakes and reflectors on the front and back of the bike, For better safety at night bike lights on the front and back are recommended.

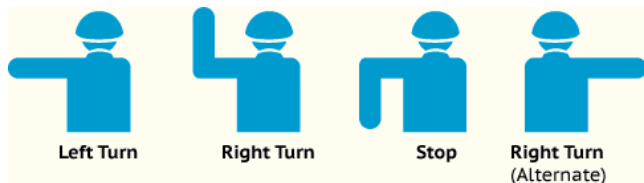
- ◆ Don't wear loose clothing, as it can get caught

- ◆ Wear reflective gear, especially when riding at night

- ◆ Don't assume drivers can see you


- ◆ Be careful when riding in wet or snowy weather

- ◆ Use hand signals



The Basics

Solid Lines or Buffers



Yellow lines are considered “no passing zones” for any circumstance.


White lines mean you don't cross, except for circumstances such as parking or turning.

Bike Lanes



These are for bikes only. Drivers should yield to bikes and not cross into lanes **unless turning or parking.**

Bike Routes



A bike symbol that is not in a bike lane highlights a **designated bike route.** Drivers should exercise caution and enhanced awareness while traveling these routes.

Rules of the Sidewalks and Trails

Pedestrians always have the right-of-way.

Ride on sidewalks only if necessary (riding on sidewalks downtown is illegal in some communities) Stay on streets not sidewalks.

On a pedestrian path bike ride on the left.

Say “On your left” loudly to inform the pedestrians (or other bikers) you need to pass.

Obey pedestrian rules of traffic when riding on pedestrian paths (i.e. stop at crosswalks, obey signs, etc.)

Be mindful of others!

#1 Be aware of your surroundings. Watch for cars, other bikers, and pedestrians at all times